

## Programmable Touch Panels

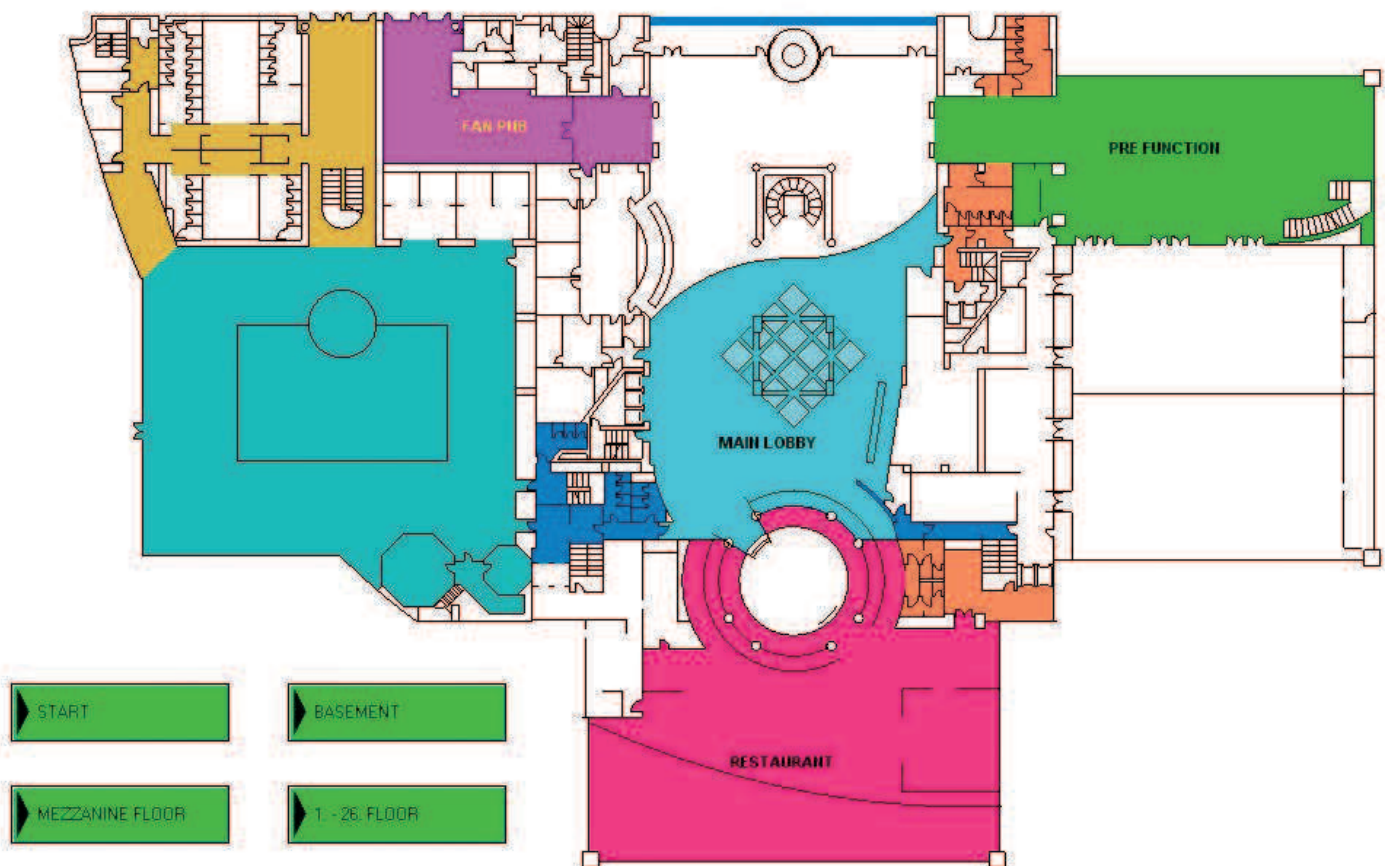
Instead of EIB/KNX-pushbutton control panels also touch panels as programmer and selection panels can be realized. **They are available including the programming and addressing.**

- in all customary sizes (6, 10, 12, 15")
- black-white and coloured
- with and without architectural layout

For example:

### 5-Star Hotel

#### GROUND FLOOR



Comprehensive EIB/KNX-Lighting control in all public areas via Touch Panels, including architectural layouts.

#### Possibilities:

- Static lighting scenes (independent of the daylight and presence detection)
- Dynamic lighting scenes (scenes operating in dependence of the daylight and presence detection).
- If required a minimum light level can be kept constant even if no presence is detected.

# Programmable Touch Panels

## Touch Panels with the possibility of the selection of

- **static scenes:** the respective scene remains static independent of the daylight portion or presence detection
- **dynamic scenes:** the respective scene adjusts smoothly to the daylight and operates in dependence of presence detection. If daylight exceeds the set light level or if no presence is detected lighting would not burn. It burns only if presence is detected and it adds to the daylight only so much artificial light as required for the achievement of the set light level.

With the touch panel also sequence controls (also RGB), shutter controls, air-conditioner and heating controls can be performed.

## Touch panels with the possibility of static and dynamic scene controls for a hotel with comprehensive wellness area.

### Restaurant and conference room

#### Scene selection conference room

ON OFF

Scene

1 2 3 4

5 6 7 8

9 10 11 12

#### Scene selection restaurant

ON OFF

Scene

1 2 3 4

5 6 7 8

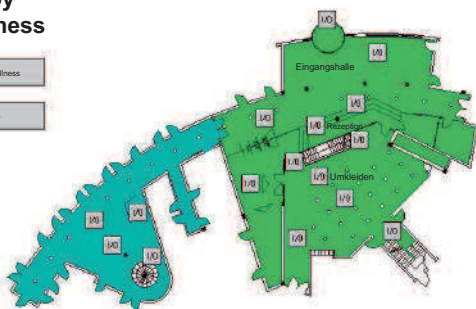
9 10 11 12



### Lobby Wellness

Lobby/Wellness

Start page



Entrance lobby upper floor

1 2x3

I/O I/O

#### Scene selection Lobby/Wellness

ON OFF

Scene

1 2 3 4 5 6

7 8 9 10 11 12

### Sauna/Wellness indoor/outdoor

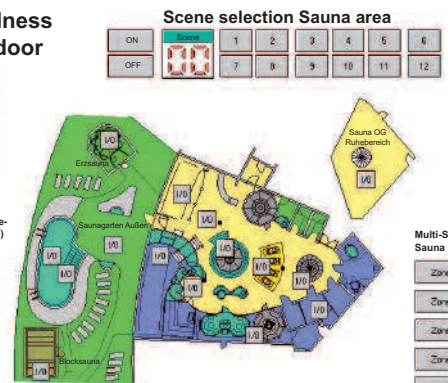
Sauna

Start page

Multi-Sensor-Light-value-Control switch (MS-LRS) Sauna outdoor

MS - LRS area 1

MS - LRS area 2



#### Scene selection Sauna area

ON OFF

Scene

1 2 3 4 5 6

7 8 9 10 11 12

Multi-Sensor-Dimmer Sauna indoor

Zone 1

Zone 2

Zone 3

Zone 4

Zone 5