

Switch dim module, type IRNV-3S

suitable for IR- and radio controls

Order-No.: 50.13.145

The IRNV-3S module is suitable for the control of 3 light circuits with the functions ON/OFF/BRIGHTER/DARKER.

Per circuit a maximum of 15 electronic ballasts or low-voltage halogen lamps with transformers with 1-10V interface can be controlled.

Additionally all ALTENBURGER dimmers with their control panels and their respective number of pushbuttons or with IR- or radio transmitters can be controlled.

Maximal 4 individual modules can be combined. With the modules 1-3 9 light circuits can be controlled. The 4. module controls an additional circuit (circuit 10). With the IR /radio-control a master function as well as brighter-darker functions can be realized.



Brightness control

With the keys BRIGHTER or DARKER at a handheld transmitter or at pushbutton panels the light level is changed continuously. After the key has been released the set light level is stored. After a power failure this level remains unchanged and can be achieved again after power is restored.

Fade time

The fade time from minimum to maximum and from maximum to minimum is 5 secs. respectively.

ON/OFF switching

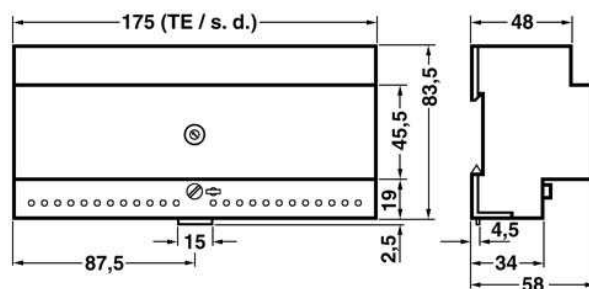
The IRNV-3S has an integrated latching relay for each circuit. It either switches the power directly with its switch capacity of 5 A or via a relay or contactor.

Through pushing the button ON/OFF the latching relay is activated/deactivated. After switching ON the last set light level is achieved again. It only changes if the light level has been changed during the off state by pressing the key/ bottom.

Technical data:

Characterization	Switch dim module IRNV-3S
Type	: IRNV-3S
Order-no.	: 50.13.145
Power supply	: 230V, 50/60 Hz
Output voltage	: 0 - + 20V / 1-10V - galvanic separated No protective low-voltage (Basic isolation according to IEC 664, 10/92)
Max. output current 0-20V	: max. 10 mA (max. 3 ALTENBURGER dimmers)
1-10V	: max. 10 mA for 15 electr. ballasts or transformers with 1-10V interface
Switch contact	: 5A 240 V~
Protection	: external 6 A
Ambient temperature	: max. 45°C with natural air-convection at vertical mounting position
Terminals	: 0,5 – 2,5 mm ² , solid wire or litz wire with sleeve
Wire length	: max. 100 m
Own consumption	: approx. 3VA
Housing	: plastic housing for DIN rail systems
Dimensions	: WxHxD = 175x83,5x58 mm
Weight	: approx. 500 gr
Protective type	: IP 20
Contamination grade	: 2 (dry, non-conductive according to IEC 664, 10/92)
Requirements	: EMC met accord. to EN 61547 4/96 Low-voltage met according to IEC 669-2-1 11/94

Dimensional drawing IRNV-3S



Control plates: see page 47

IR-transmitter : page 43

IR-receiver : page 43

Radio-transmitter : page 45

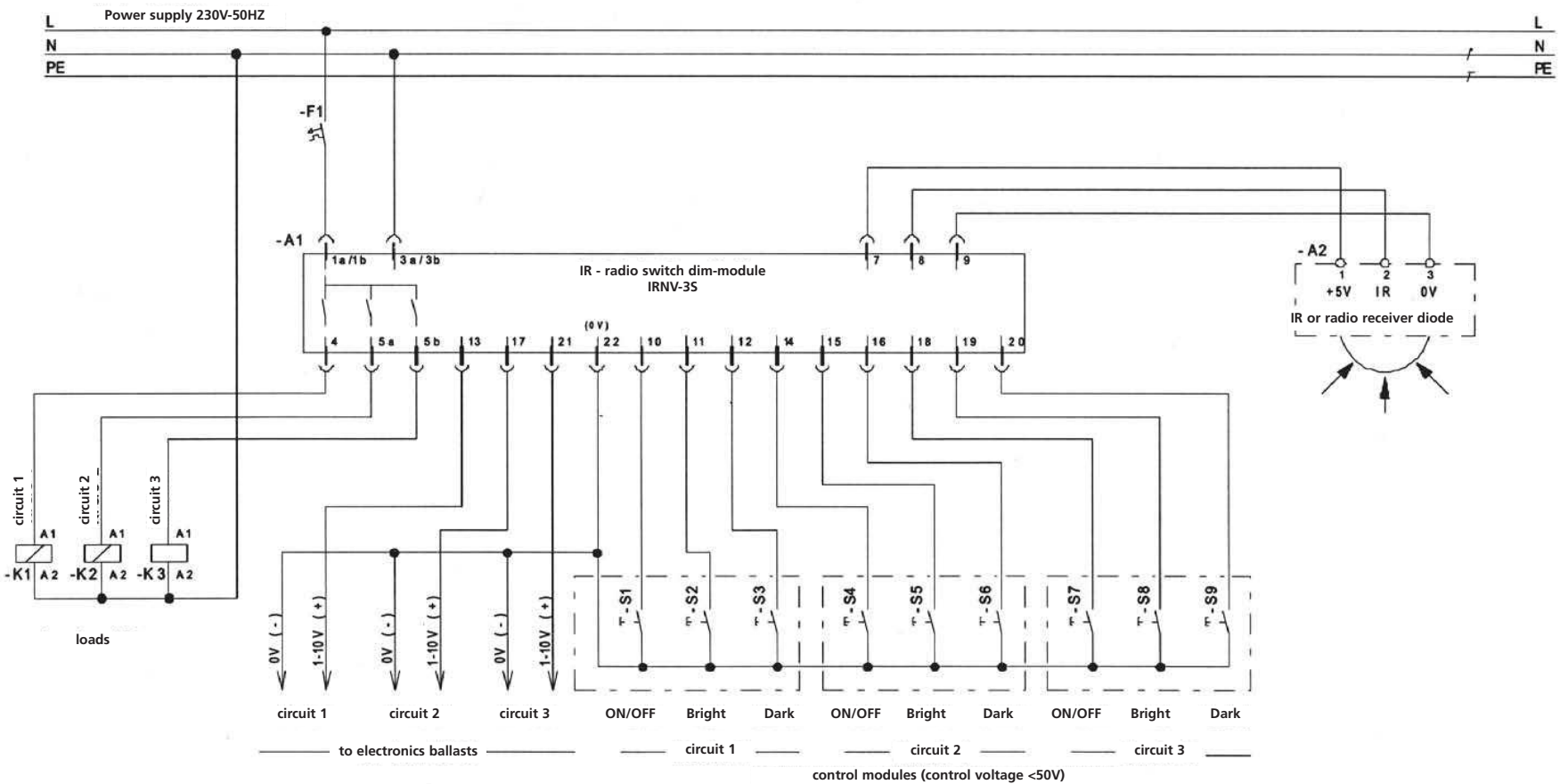
radio-receiver : page 45

Wiring diagram

Switch dim-module IRNV-3S for the IR- and radio control of electronic ballasts with 1-10V interface

Order-no.: 50.13.145

1 Module, 3 circuits, individually dimmable

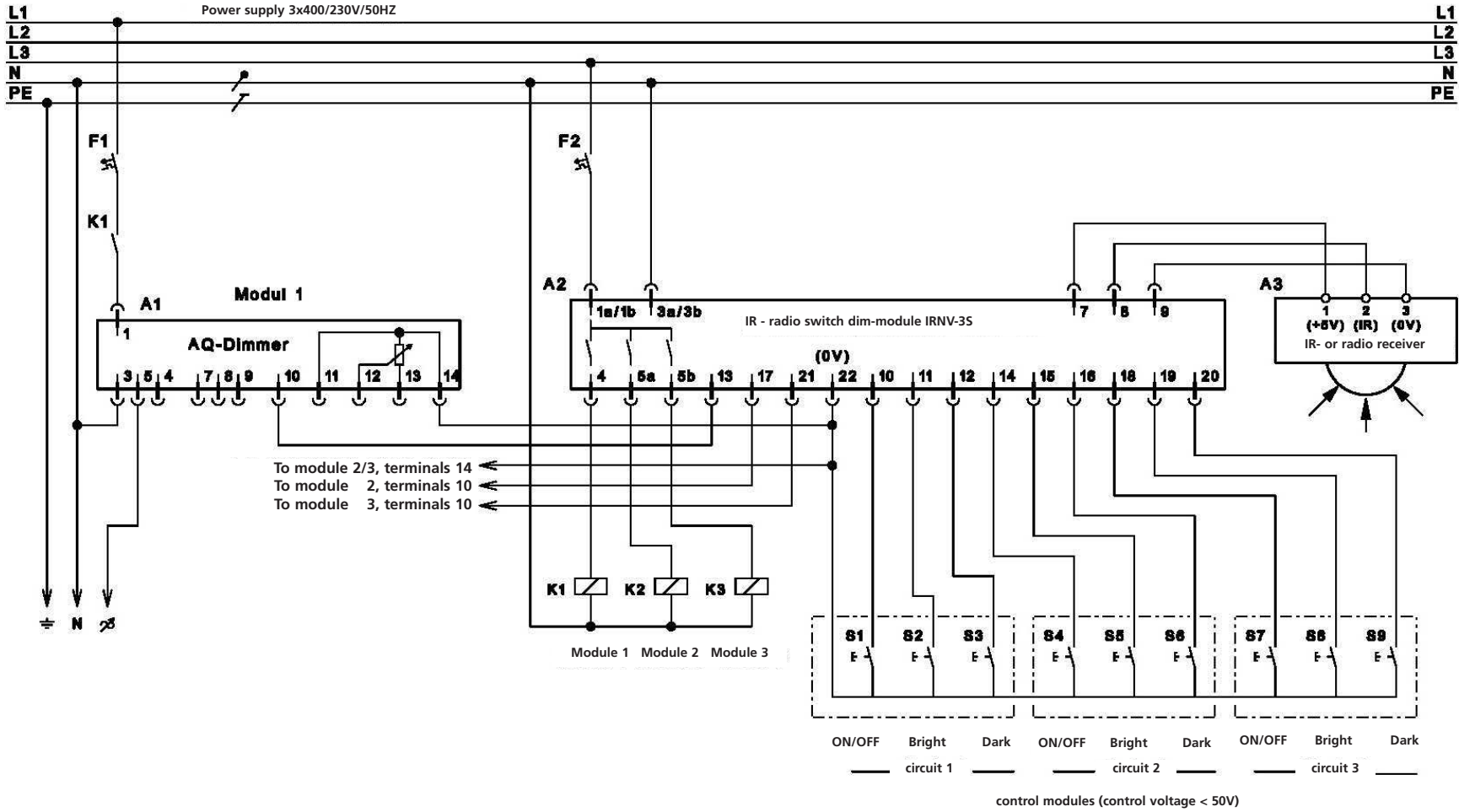


Wiring diagram

Switch dim-module IRNV-3S for the IR- and radio control of dimmers with 0-10V interface

Order-no.: 50.13.145

3 modules, 3 circuits to be controlled individually or commonly (master function)



The master function is in the IR- or radio transmitters